

**13184****2000-2006 TOYOTA TUNDRA  
COMPATIBLE WITH TOMMYGATE**

11/15/2012

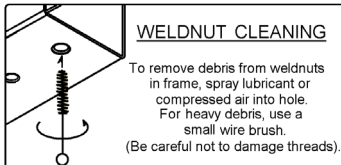
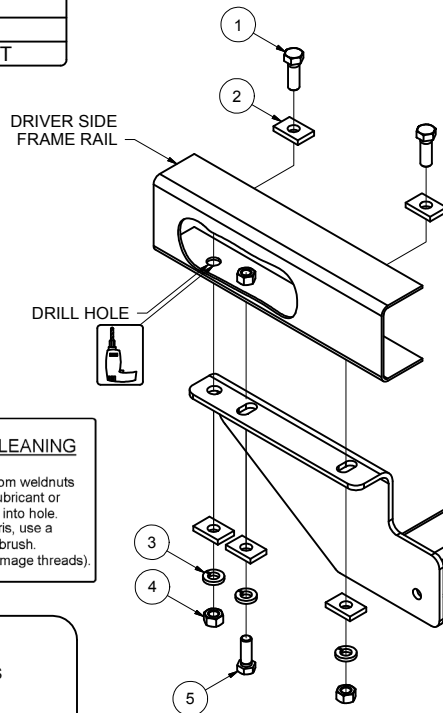
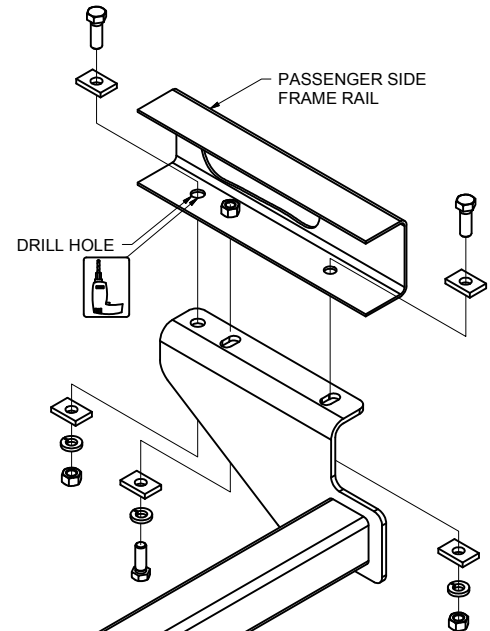
GROSS LOAD CAPACITY WHEN USED AS A WEIGHT CARRYING HITCH: 5,000 LBS. TRAILER WEIGHT & 500 LBS. TONGUE WEIGHT.  
GROSS LOAD CAPACITY WHEN USED AS A WEIGHT DISTRIBUTION HITCH: 7,500 LBS. TRAILER WEIGHT & 750 LBS. TONGUE WEIGHT

**\*\*\*DO NOT EXCEED VEHICLE MANUFACTURER'S RECOMMENDED TOWING CAPACITY.\*\*\***

HAVING INSTALLATION QUESTIONS? CALL TECHNICAL SUPPORT AT 1-800-798-0813

Parts List			
ITEM	QTY	PART NUMBER	DESCRIPTION
1	4	1/2 - 13 x 1 1/2	HEX BOLT
2	10	CM-SP50	.250 x 1.00 x 1.50" RND HOLE SPACER
3	6	1/2"	LOCK WASHER
4	4	1/2-13	HEX NUT
5	2	M12-1.25 x 35mm	HEX BOLT

TOOLS REQUIRED
19mm & 3/4" SOCKETS
12" EXTENSION
RATCHET
TORQUE WRENCH
DRILL AND 17/32" BIT



HITCH WEIGHT: 40 LBS.  
INSTALL TIME: 30 MINUTES  
INSTALL NOTES:  
- DRILLING REQUIRED

**INSTALLATION STEPS**

1. Raise the hitch into position by aligning the forward slot in the side plate with the weldnut in the frame and secure with a CM-SP50 spacer, lock washer and M12 x 1.25 bolt as shown.
2. Install a 1/2-13 x 1-1/2 carriage bolt, 1/2" lock washer and CM-SP50 spacer from above into each of the rearmost slots in the side plates. Secure the hitch to the frame using a CM-SP50 spacer, 1/2" lock washer and hex flange nut as shown.
3. Using the hitch as a template, drill a 17/32" hole in the frame, through the forwardmost hole of both sideplates as shown.
4. Install a 1/2-13 x 1-1/2 carriage bolt, 1/2" lock washer and CM-SP50 spacer from above into each of the forwardmost holes in the side plates. Secure the hitch to the frame using a CM-SP50 spacer, 1/2" lock washer and hex flange nut as shown.
5. Torque all M12 hardware to 86 ft-lbs. Torque all 1/2" hardware to 110 ft-lbs.

**PERIODICALLY CHECK THIS RECEIVER HITCH TO ENSURE THAT ALL FASTENERS ARE TIGHT AND THAT ALL STRUCTURAL COMPONENTS ARE SOUND.**

Curt Manufacturing Inc., warrants this product to be free of defects in material and/or workmanship at the time of retail purchase by the original purchaser. If the product is found to be defective, Curt Manufacturing Inc., may repair or replace the product, at their option, when the product is returned, prepaid, with proof of purchase. Alteration to, misuse of, or improper installation of this product voids the warranty. Curt Manufacturing Inc.'s liability is limited to repair or replacement of products found to be defective, and specifically excludes liability for incidental or consequential loss or damage.