

INSTALLATION INSTRUCTIONS

VEHICLE

KIA SPECTRA

EQUIPMENT REQUIRED:

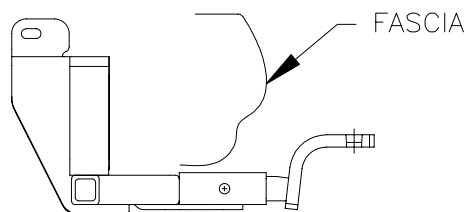
WIRING ACCESS LOCATION:

DRILL BITS: NONE

HITCH REQUIRES 1/2" PIN AND CLIP

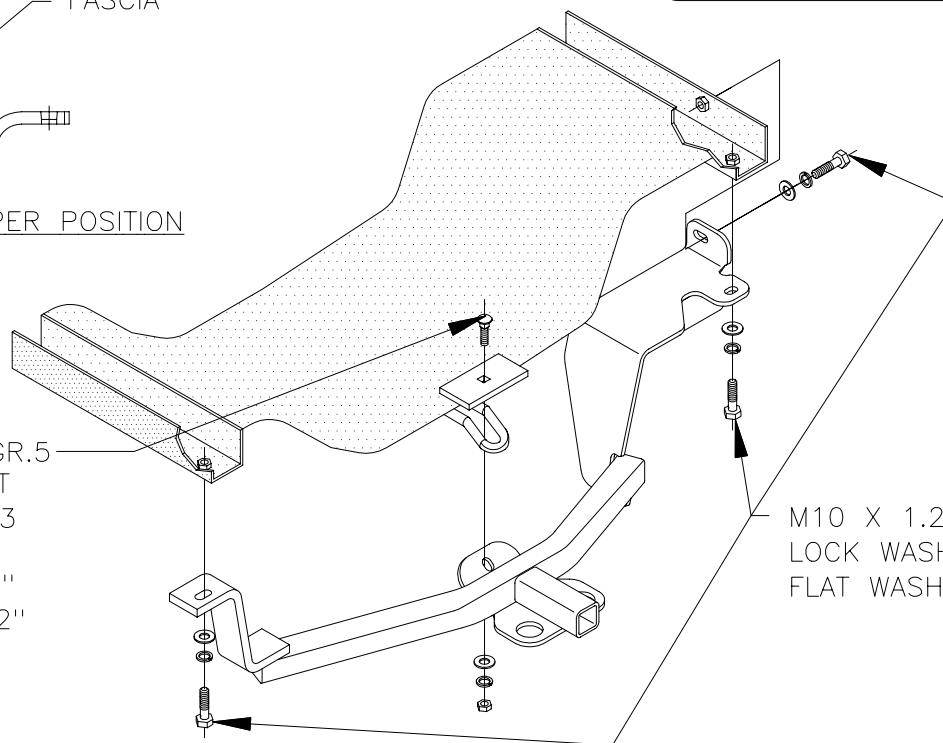
WRENCHES: (TIGHTEN ALL FASTENERS WITH TORQUE WRENCH) 7/8", 17mm & 14mm

2000 LB MAX GROSS TRAILER WT
200 LB MAX TONGUE WEIGHT
DO NOT EXCEED TOWING VEHICLE RATINGS



HITCH SHOWN IN PROPER POSITION

1/2-13 X 1.75 GR.5
CARRIAGE BOLT
1/4 X 1-1/2 X 3
BLOCK
FLAT WASHER 1/2"
LOCK WASHER 1/2"
1/2-13 NUT



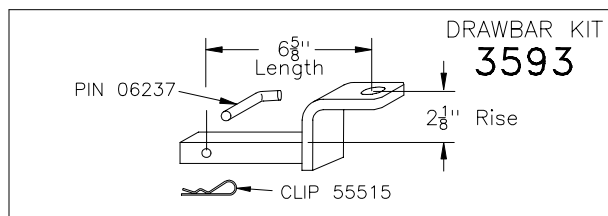
M10 X 1.25 X 40mm CL8.8
LOCK WASHER 7/16"
FLAT WASHER 7/16"

1. DETACH THE (3) RUBBER MUFFLER HANGERS TO LOWER THE MUFFLER.
2. REMOVE THE (3) 10mm BOLTS (2 ON THE PASSENGER SIDE), WHICH GO THROUGH THE FRAME AND INTO THE BUMPER BRACKET, AND RETURN TO THE VEHICLE OWNER.
3. RAISE THE HITCH INTO POSITION, SWINGING THE HITCH ABOVE PASSENGER SIDE EXHAUST FIRST.
4. TIGHTEN ALL M10 BOLTS FINGER TIGHT INTO THE EXISTING WELDNUTS.
5. PLACE THE 1/2-13 CARRIAGE BOLT THROUGH THE BLOCK AND ABOVE THE VEHICLE TOW HOOK. FEED THE CARRIAGE BOLT THROUGH THE TOW HOOK AND FORWARD SLOT ON THE CHAIN BRACKET. ATTACH THE 1/2" FLAT WASHER, 1/2" LOCK WASHER AND 1/2-13 NUT TO THE CARRIAGE BOLT.

TIGHTEN ALL M10 CL. 8.8 FASTENERS TO 38 LB.-FT

TIGHTEN ALL 1/2-13 GR. 5 FASTENERS TO 75 LB.-FT

6. REATTACH THE (3) RUBBER ISOLATORS TO THE MUFFLER.



USE ONLY THE DRAWBAR SHOWN FOR CORRECT BUMPER CLEARANCE AND HEIGHT.
DRAWBAR MUST BE USED IN THE RISE POSITION ONLY.

THIS PRODUCT COMPLIES WITH SAFETY SPECIFICATIONS AND REQUIREMENTS FOR CONNECTING DEVICES AND TOWING SYSTEMS OF THE STATE OF NEW YORK, V.E.S.C. REGULATION V-5 AND SAE J684.

APPROX WEIGHT (LB.)

25

FASTENER KIT

F24743

NOTE: Check hitch frequently, making sure all fasteners and ball are properly tightened. If hitch is removed, plug all holes in trunk pan or other body panels to prevent entry of water and exhaust fumes. A hitch or ball which has been damaged should be removed and replaced. Observe safety precautions when working beneath a vehicle and wear eye protection. Follow car maker's specs for maximum trailer weight and tongue weight. Do not cut access or attachment holes with a torch.

TOWING PRODUCTS
Plymouth, Michigan