

11034 97-04 CHEVROLET CORVETTE CONVERTIBLE & COUPE

11/17/2009

GROSS LOAD CAPACITY WHEN USED AS A WEIGHT CARRYING HITCH: 2,500 LBS. TRAILER WEIGHT & 250 LBS. TONGUE WEIGHT.

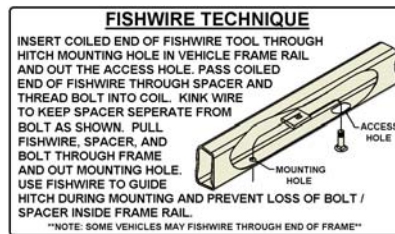
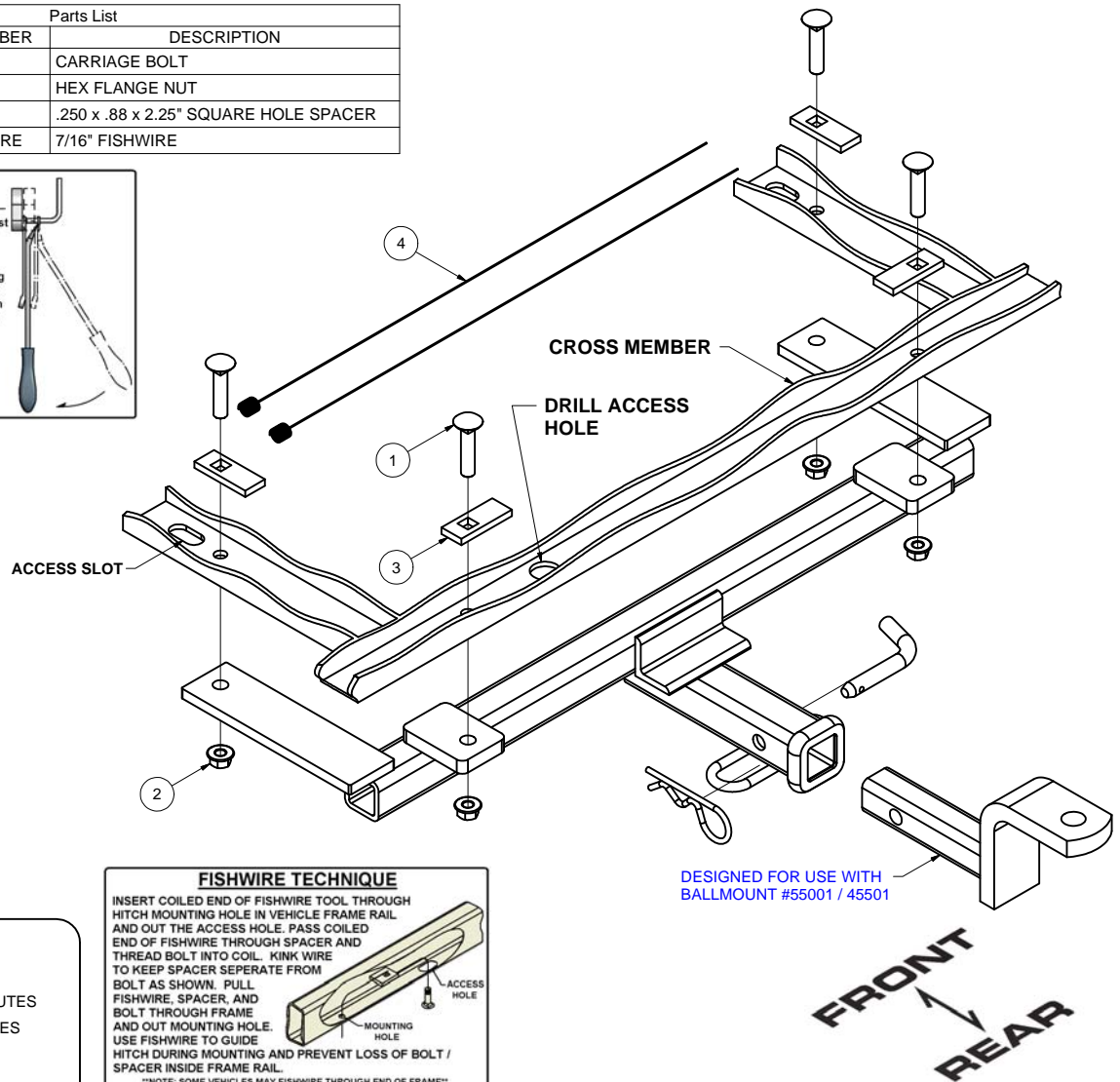
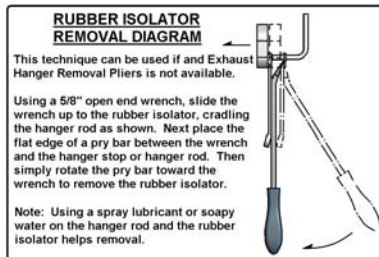
DO NOT EXCEED VEHICLE MANUFACTURER'S RECOMMENDED TOWING CAPACITY.

WARNING: ALL NON-TRAILER LOADS APPLIED TO THIS PRODUCT MUST BE SUPPORTED BY AUXILIARY STABILIZING STRAPS.

** FAILURE TO PROPERLY SUPPORT NON-TRAILER LOADS WILL VOID PRODUCT WARRANTY**

HAVING INSTALLATION QUESTIONS? CALL TECHNICAL SUPPORT AT 1-800-798-0813

Parts List				
ITEM	QTY	PART NUMBER	DESCRIPTION	
1	4	7/16-14 x 2	CARRIAGE BOLT	
2	4	7/16-14	HEX FLANGE NUT	
3	4	CM-SP2	.250 x .88 x 2.25" SQUARE HOLE SPACER	
4	2	7_16 FISHWIRE	7/16" FISHWIRE	



HITCH WEIGHT: 19 LBS.

INSTALL TIME

PROFESSIONAL: 20 MINUTES

NOVICE (DIY): 40 MINUTES

INSTALL NOTES:

- DRILLING REQUIRED

INSTALLATION STEPS

1. Temporarily remove rear most exhaust hangers on both sides. Slide hitch between exhaust and bumper fascia, being careful not to scratch fascia. Position hitch centered left to right and position fore/aft with the ends of the mounting tabs flush with the rear surface of crossmember.
2. Using hitch as a template, mark frame for fasteners. Carefully remove hitch. Drill four holes for fasteners. Centered on crossmember, drill access hole to allow fishwiring of carriage bolt and spacer.
3. Fishwire fasteners into position through access hole and existing access slots. Slide hitch into position between exhaust and bumper fascia, being careful not to scratch fascia or push fasteners back into frame rails or crossmember. Install fasteners as shown.
4. Torque all hardware to 50 ft.-lbs.

PERIODICALLY CHECK THIS RECEIVER HITCH TO ENSURE THAT ALL FASTENERS ARE TIGHT AND THAT ALL STRUCTURAL COMPONENTS ARE SOUND.

Curt Manufacturing Inc., warrants this product to be free of defects in material and/or workmanship at the time of retail purchase by the original purchaser. If the product is found to be defective, Curt Manufacturing Inc., may repair or replace the product, at their option, when the product is returned, prepaid, with proof of purchase. Alteration to, misuse of, or improper installation of this product voids the warranty. Curt Manufacturing Inc.'s liability is limited to repair or replacement of products found to be defective, and specifically excludes liability for incidental or consequential loss or damage.